


SILVANTIS® F-SERIES: 255 W TO 275 W

60-Cell High Wattage Modules

SunEdison is a recognized authority on silicon technology and manufacturing processes developed through more than 50 years of experience. With our vertically-integrated business model, SunEdison delivers best-in-class solar modules by continuously leveraging new technology and manufacturing techniques that maximize efficiency, minimize cost and extend product lifetime. Our solar module factories are ISO 9001 and ISO 14001 certified. Our products undergo rigorous inspection to ensure the highest possible quality.

Silvantis solar modules continue the tradition of excellence by delivering the highest levels of performance worldwide in an aesthetically pleasing product. The F-series offers a 50 mm frame and PID-free operation allowing use with all inverter types. SunEdison is dedicated to providing local, responsive customer service.



SILVANTIS ADVANTAGE

- 16.8% module efficiency with positive power tolerance
- PID-free: compatible with transformerless and multi-MPPT inverters
- Higher return on investment with more watts-per-module
- Reliability tested beyond international standards
- Utility-grade manufacturing: ISO 14001, ISO 9001 and 100% EL inspection

QUALITY & SAFETY

- Industry leading PID test conditions:
 - » 96 hours, 85 C, 85% relative humidity, -1kV
- IEC certified by TÜV SÜD:
 - » 61730 to ensure electrical safety
 - » 61215 long-term operation in a variety of climates including snow loading up to 5400 Pa and hail testing
 - » 61701 Level 1 salt mist corrosion resistant for marine regions
 - » 62716 ammonia testing for agricultural environments
- Manufactured to AQL 0.4 Level II quality and tested up to 3x beyond IEC standards
- CSA certified to UL 1703 for 1,000 V systems in the US and Canada
- MCS certified by BABT for the UK

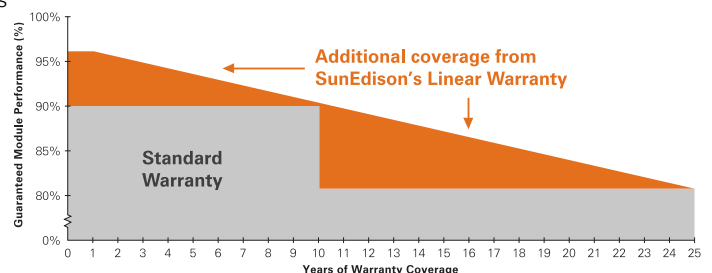


ROBUST & AESTHETIC DESIGN

- Black anodized corrosion resistant aluminum frame
 - » White back sheet: SE-F2xxCzC-3y
 - » Black back sheet: SE-F2xxKzC-3y
- Low glare anti-reflective coated (ARC) tempered glass

SUNEDISON WARRANTY

- 25-year limited warranty for materials and workmanship for installations \leq 250 kWDC
- 25-year linear power warranty at STC:
 - » Year 1: \leq 3.5% of rated power
 - » After year 1: \leq 0.7% rated power degradation per year



SILVANTIS F-SERIES: 255 W TO 275 W

PHYSICAL PARAMETERS

Module Dimensions	1,658 mm x 990 mm x 50 mm
Module Weight	19 kg
Cell Type	Continuous Cz (CCz) monocrystalline
Number of Cells	60
Frame Material	Black Anodized Aluminum
Tempered ARC Glass Thickness	3.2 mm

TEMPERATURE COEFFICIENTS AND PARAMETERS¹

Nominal Operating Cell Temperature (NOCT)	46 C ± 2 C
Temperature Coefficient of P _{max}	-0.45 %/C
Temperature Coefficient of V _{oc}	-0.34 %/C
Temperature Coefficient of I _{sc}	+0.06 %/C
Operating Temperature	-40 C to +85 C
Maximum System Voltage	1000 V (UL & IEC)
Limiting Reverse Current	9.20 A
Maximum Series Fuse Rating	15 A
P _{max} Production Tolerance	0 W to +5 W
Junction Box Rating	IP67
IEC 61730 Application	Class A
Module Fire Performance	Type 1 or Type 2 available ²
Fire Resistance Rating	Class C
Packaging Specifications	20 modules per pallet 520 modules per 40' high-cube container
Wind and Snow Front Load	Up to 5,400 Pa
Wind Back Load	2,400 Pa
Reduction of STC efficiency from 1000 W/m ² to 200 W/m ² (Relative)	< 4%

STC ELECTRICAL CHARACTERISTICS³

Model # (e.g. F2xxCzC-3y) ⁴	F255 CzC	F260 CzC	F265 CzC	F270 CzC	F275 CzC	F255 KzC	F260 KzC	F265 KzC	F270 KzC	F275 KzC
Rated Maximum Power P _{max} (W)	255	260	265	270	275	255	260	265	270	275
Open-Circuit Voltage V _{oc} (V)	37.8	38.4	38.5	38.5	38.6	37.8	38.4	38.5	38.5	38.6
Short-Circuit Current I _{sc} (A)	8.80	8.90	9.00	9.10	9.20	8.80	8.90	9.00	9.10	9.20
Module Efficiency (%)	15.5	15.8	16.1	16.4	16.8	15.5	15.8	16.1	16.4	16.8
Maximum Power Point Voltage V _{mpp} (V)	31.3	31.4	31.4	31.5	31.6	31.3	31.4	31.4	31.5	31.6
Maximum Power Point Current I _{mp} (A)	8.15	8.30	8.43	8.58	8.72	8.15	8.30	8.43	8.58	8.72

NOCT ELECTRICAL CHARACTERISTICS⁵

Model # (e.g. F2xxCzC-3y) ⁴	F255 CzC	F260 CzC	F265 CzC	F270 CzC	F275 CzC	F255 KzC	F260 KzC	F265 KzC	F270 KzC	F275 KzC
Rated Maximum Power P _{max} (W)	186.3	190.0	193.6	197.3	200.9	182.4	186.0	189.6	193.2	196.7
Open-Circuit Voltage V _{oc} (V)	34.8	35.1	35.3	35.5	35.6	34.5	34.8	35.1	35.3	35.5
Short-Circuit Current I _{sc} (A)	7.30	7.35	7.39	7.42	7.45	7.15	7.20	7.25	7.28	7.30
Maximum Power Point Voltage V _{mpp} (V)	27.4	27.7	28.1	28.4	28.8	27.4	27.9	28.0	28.2	28.6
Maximum Power Point Current I _{mp} (A)	6.80	6.85	6.90	6.94	6.97	6.67	6.70	6.76	6.84	6.90

Listed specifications are subject to change without prior notice.

¹Temperature coefficients may vary by ±10%

²P_{max} Production Tolerance: factory-measured module performance is warranted to meet or exceed the stated panel STC power rating by 0 W to +5 W

³Refer to design package and module label for specific Fire Performance Type

⁴All electrical data at standard test conditions (STC): 1000 W/m², AM 1.5, 25 C; electrical characteristics may vary by ±5% and power measurement tolerance by ±3%

⁵y indicates connector type: -34 = Bizlink S418; -38, -39 = Amphenol Helios H4

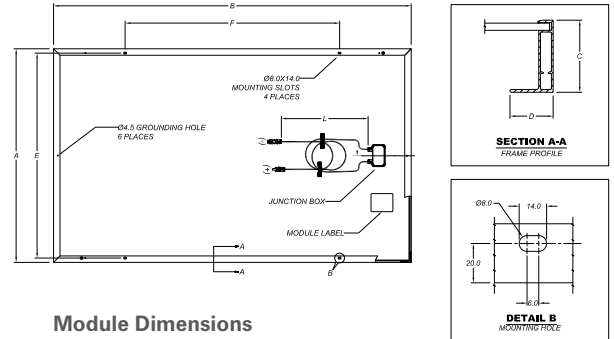
z indicates manufacturing location: M = Malaysia, X = Mexico, K = Korea, P = China, T = Taiwan

⁶NOCT electrical characteristics measured under normal operating conditions of cells: 800 W/m², 20 C, AM 1.5, wind 1 m/s

For more information about SunEdison's Silvantis modules, please visit www.sunedison.com

© 2015 SunEdison Products Singapore Pte. Ltd.; A SunEdison Company. All rights reserved. SunEdison and the SunEdison logo are registered trademarks or trademarks of SunEdison Products Singapore Pte. Ltd. and/or its affiliates in the United States and certain other countries. All other trademarks mentioned in this document are the property of their respective owners.

F-SERIES SOLAR MODULE DIMENSIONS mm [inch]



Module Dimensions

A – 990 [39.0] B – 1,658 [65.3]
C – 50 [2.0] D – 30 [1.18]

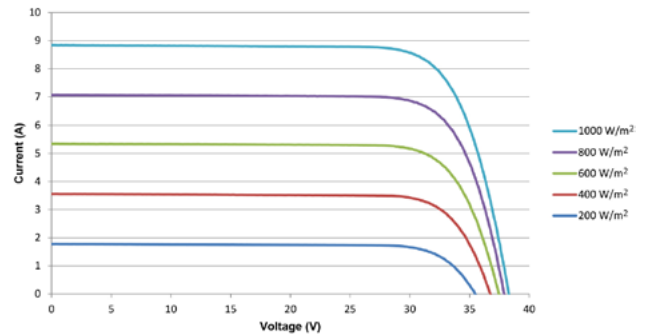
Mounting Hole Spacing

E – 950 [37.4] F – 994 [39.1]

Cable Length (indicated in model #)

L – 1,000 [39.4] (model -34, -38)
L – 1,300 [51.2] (model -39)

IV CURVES AT MULTIPLE IRRADIANCES [25 C]



IV CURVES AT MULTIPLE TEMPERATURES [1000 W/m²]

